

Quick statistics

Survey 915294 'Schools Survey of Deans and Heads of Schools'

Results**Survey 915294**

Number of records in this query:	43
Total records in survey:	43
Percentage of total:	100.00%

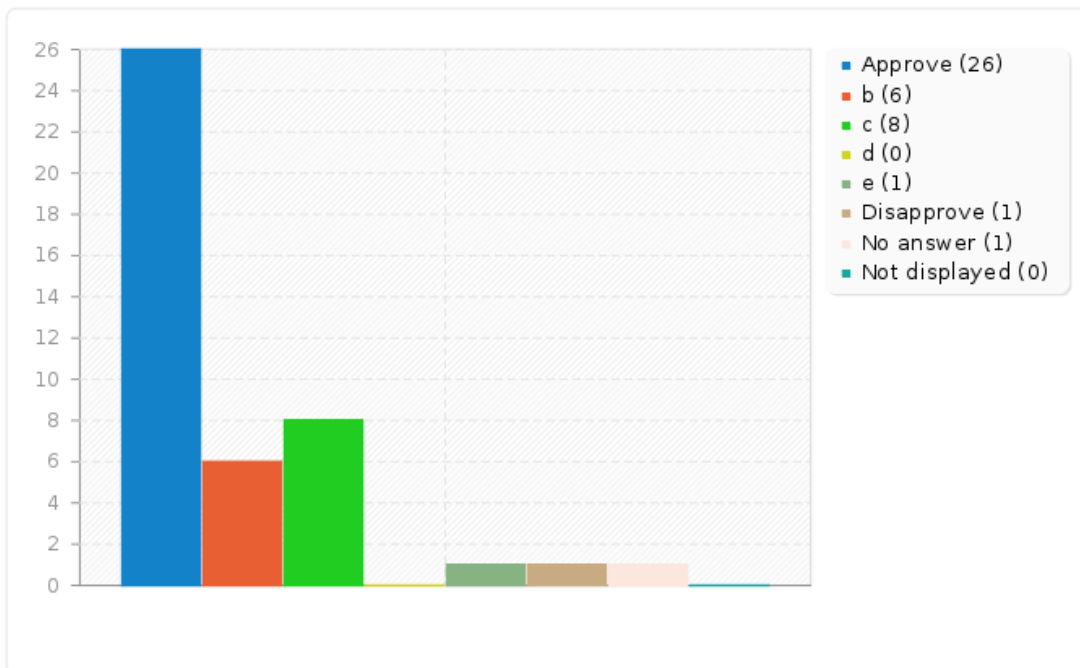
Field summary for Q5(1)

Please indicate your position on the following existing or proposed iSchool services: [Community building, collaboration, and networking (especially for doctoral students and early career faculty)]

Answer	Count	Percentage
Approve (a)	26	60.47%
(b)	6	13.95%
(c)	8	18.60%
(d)	0	0.00%
(e)	1	2.33%
Disapprove (f)	1	2.33%
No answer	1	2.33%
Not displayed	0	0.00%

Field summary for Q5(1)

Please indicate your position on the following existing or proposed iSchool services: [Community building, collaboration, and networking (especially for doctoral students and early career faculty)]



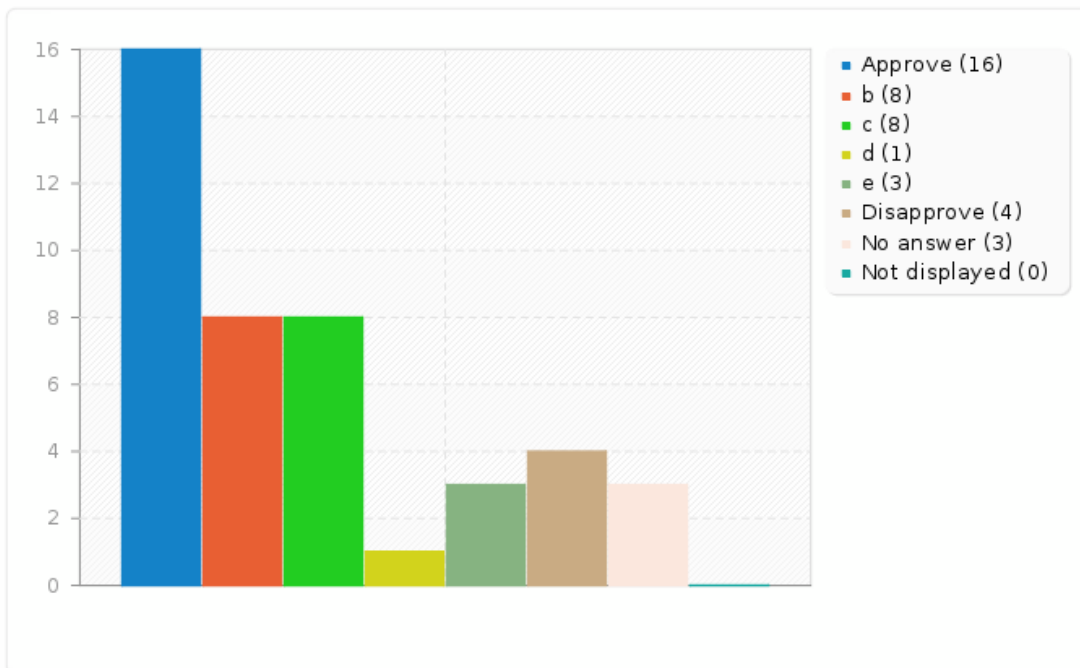
Field summary for Q5(2)

Please indicate your position on the following existing or proposed iSchool services: [Member-based information infrastructure (a 'la Northumberland database project, supporting benchmarking and data collection on curriculum, students, research output, and projects)]

Answer	Count	Percentage
Approve (a)	16	37.21%
(b)	8	18.60%
(c)	8	18.60%
(d)	1	2.33%
(e)	3	6.98%
Disapprove (f)	4	9.30%
No answer	3	6.98%
Not displayed	0	0.00%

Field summary for Q5(2)

Please indicate your position on the following existing or proposed iSchool services: [Member-based information infrastructure (a 'la Northumberland database project, supporting benchmarking and data collection on curriculum, students, research output, and projects)]



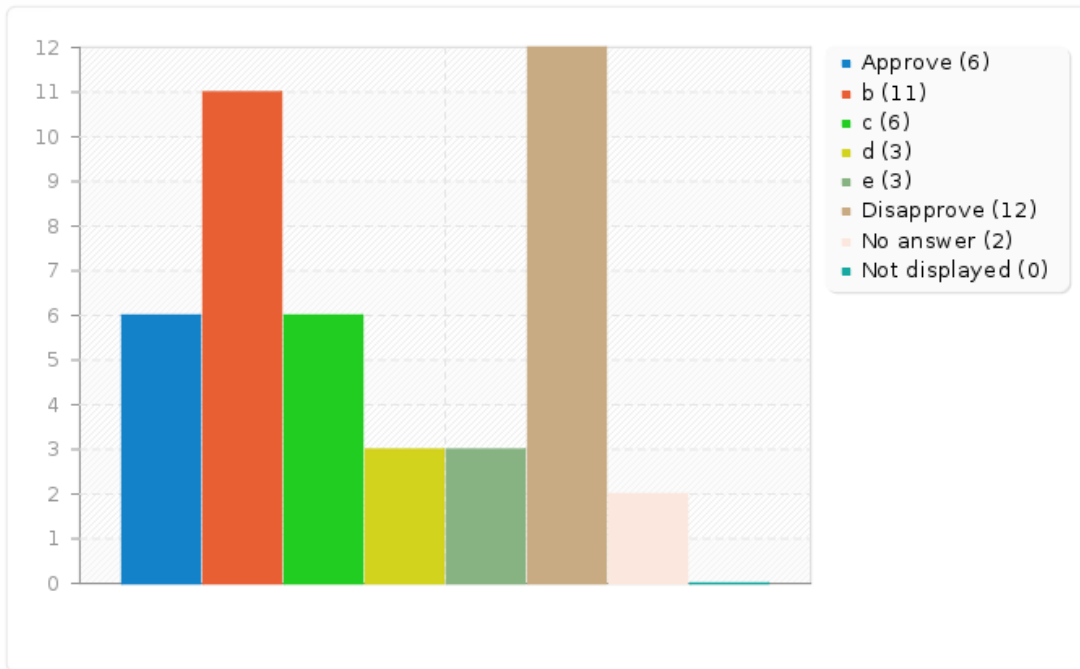
Field summary for Q5(3)

Please indicate your position on the following existing or proposed iSchool services: [Accreditation (particularly a light-weight, data-driven, school-level accreditation)]

Answer	Count	Percentage
Approve (a)	6	13.95%
(b)	11	25.58%
(c)	6	13.95%
(d)	3	6.98%
(e)	3	6.98%
Disapprove (f)	12	27.91%
No answer	2	4.65%
Not displayed	0	0.00%

Field summary for Q5(3)

Please indicate your position on the following existing or proposed iSchool services: [Accreditation (particularly a light-weight, data-driven, school-level accreditation)]



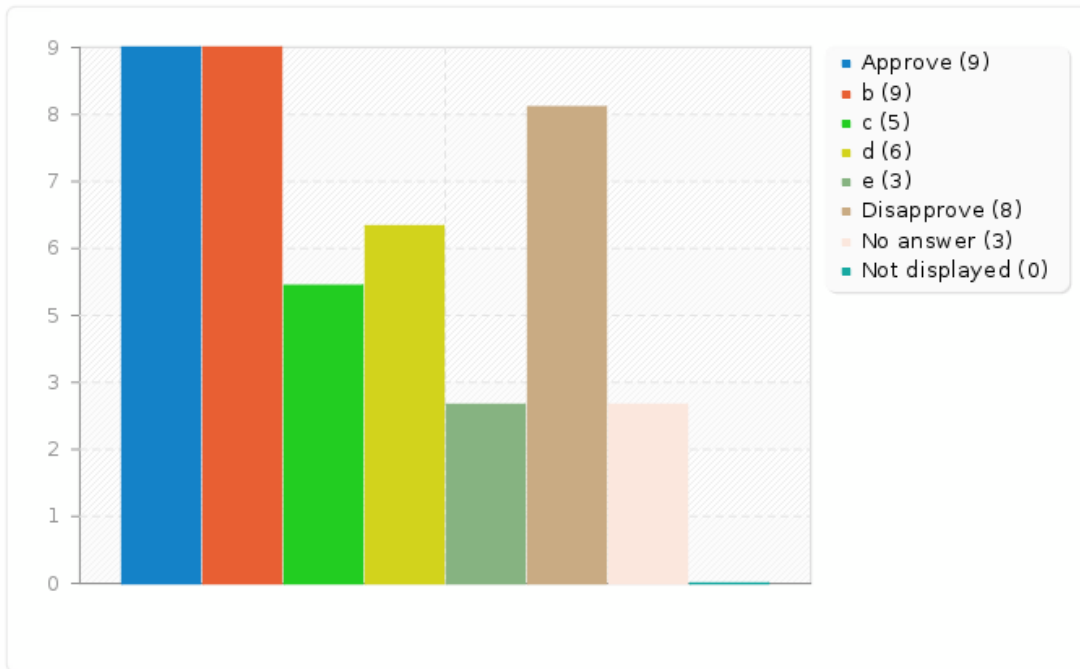
Field summary for Q5(4)

Please indicate your position on the following existing or proposed iSchool services: [iConference staff support (in particular, subsidizing iConference staff support through dues)]

Answer	Count	Percentage
Approve (a)	9	20.93%
(b)	9	20.93%
(c)	5	11.63%
(d)	6	13.95%
(e)	3	6.98%
Disapprove (f)	8	18.60%
No answer	3	6.98%
Not displayed	0	0.00%

Field summary for Q5(4)

Please indicate your position on the following existing or proposed iSchool services: [iConference staff support (in particular, subsidizing iConference staff support through dues)]



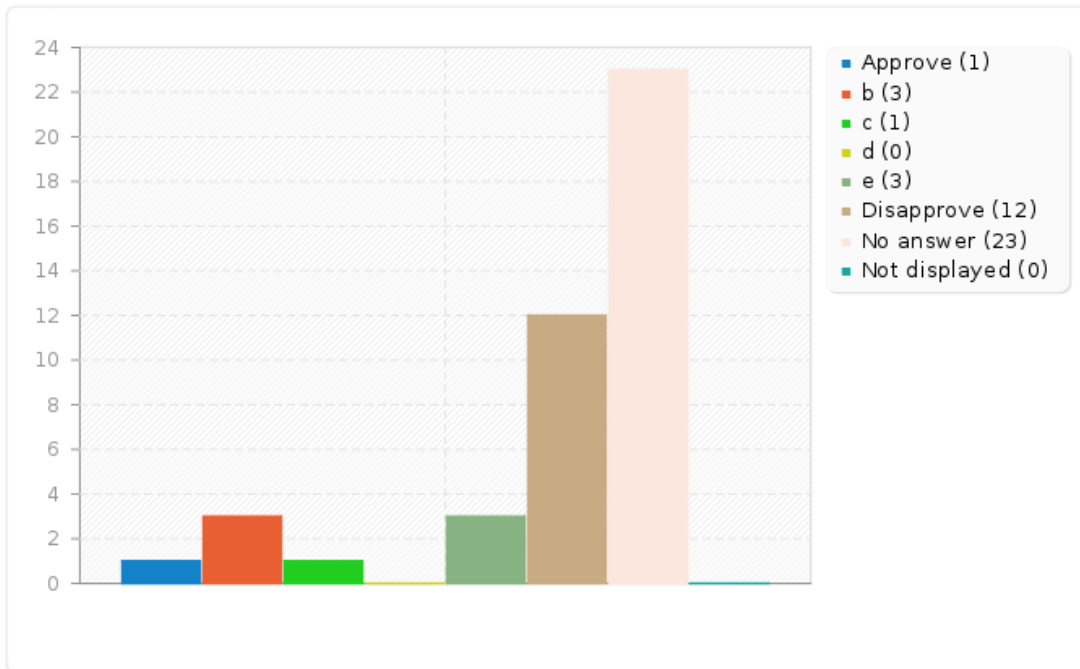
Field summary for Q5(5)

Please indicate your position on the following existing or proposed iSchool services: [None of the above.
The iSchools should not provide services and only minimal infrastructure]

Answer	Count	Percentage
Approve (a)	1	2.33%
(b)	3	6.98%
(c)	1	2.33%
(d)	0	0.00%
(e)	3	6.98%
Disapprove (f)	12	27.91%
No answer	23	53.49%
Not displayed	0	0.00%

Field summary for Q5(5)

Please indicate your position on the following existing or proposed iSchool services: [None of the above. The iSchools should not provide services and only minimal infrastructure]



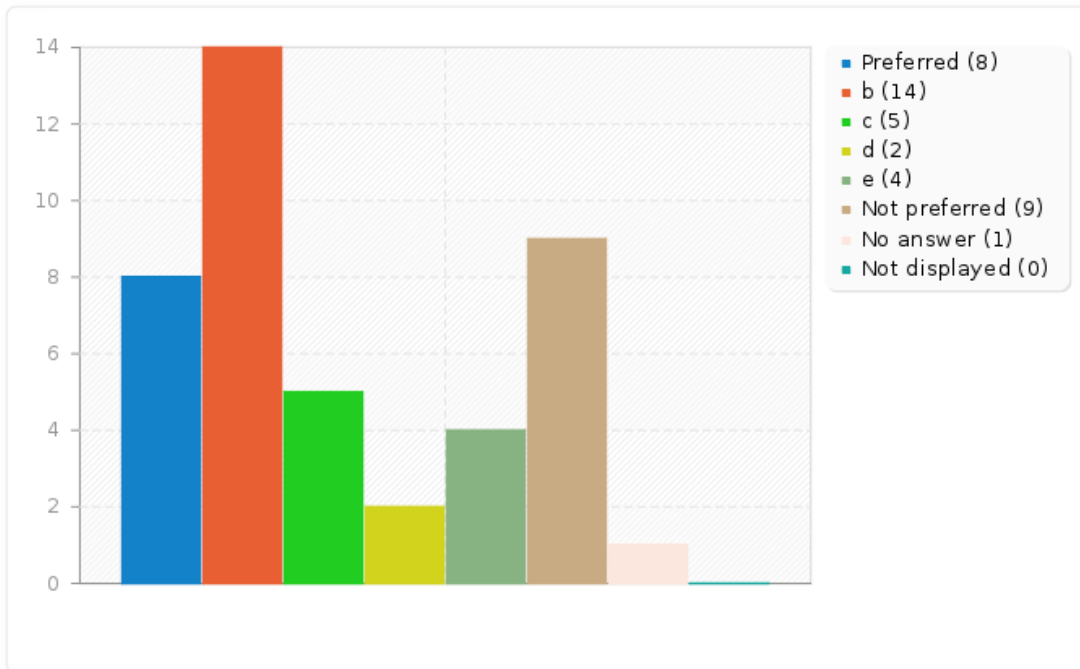
Field summary for Q6(1)

In addition to member dues, please indicate your preference for the following potential sources of additional income: [Increased iConference registration fees for non-iSchool participants]

Answer	Count	Percentage
Preferred (a)	8	18.60%
(b)	14	32.56%
(c)	5	11.63%
(d)	2	4.65%
(e)	4	9.30%
Not preferred (f)	9	20.93%
No answer	1	2.33%
Not displayed	0	0.00%

Field summary for Q6(1)

In addition to member dues, please indicate your preference for the following potential sources of additional income: [Increased iConference registration fees for non-iSchool participants]



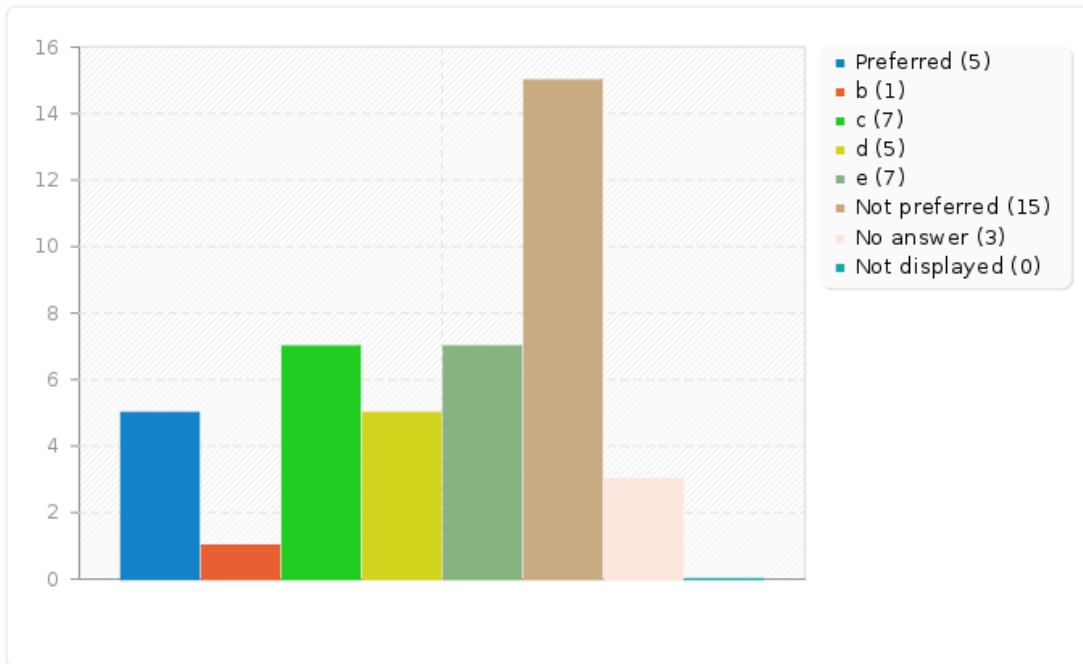
Field summary for Q6(2)

In addition to member dues, please indicate your preference for the following potential sources of additional income: [10 – 15% administrative fee on iConference registration]

Answer	Count	Percentage
Preferred (a)	5	11.63%
(b)	1	2.33%
(c)	7	16.28%
(d)	5	11.63%
(e)	7	16.28%
Not preferred (f)	15	34.88%
No answer	3	6.98%
Not displayed	0	0.00%

Field summary for Q6(2)

In addition to member dues, please indicate your preference for the following potential sources of additional income: [10 – 15% administrative fee on iConference registration]



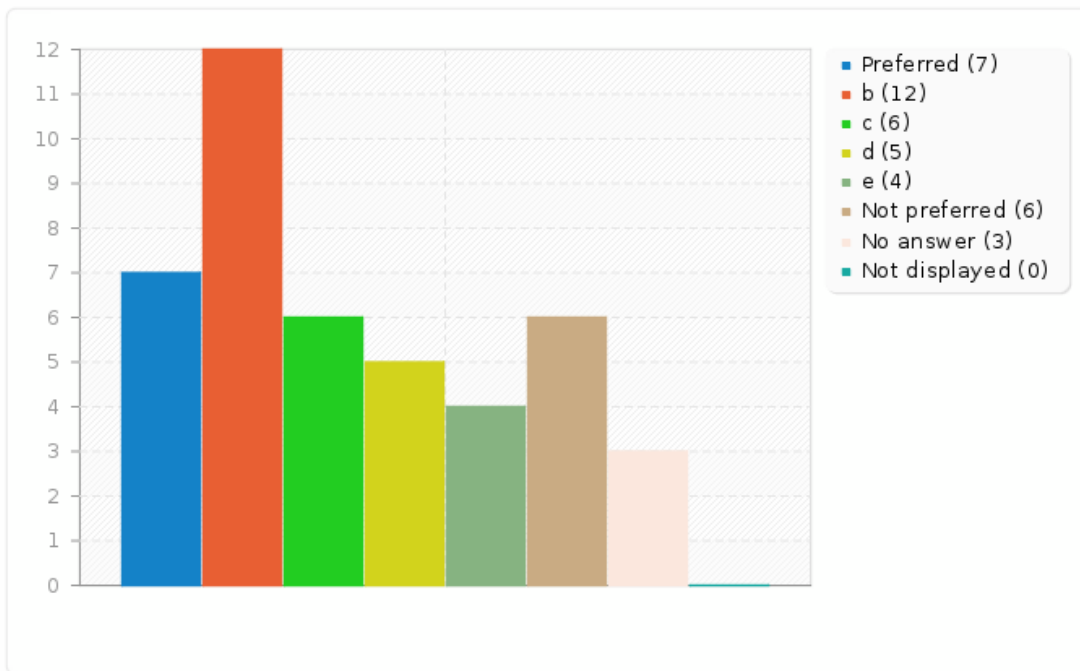
Field summary for Q6(3)

In addition to member dues, please indicate your preference for the following potential sources of additional income: [Charges for value-added services (for example, accreditation)]

Answer	Count	Percentage
Preferred (a)	7	16.28%
(b)	12	27.91%
(c)	6	13.95%
(d)	5	11.63%
(e)	4	9.30%
Not preferred (f)	6	13.95%
No answer	3	6.98%
Not displayed	0	0.00%

Field summary for Q6(3)

In addition to member dues, please indicate your preference for the following potential sources of additional income: [Charges for value-added services (for example, accreditation)]



Field summary for Q6(4)

In addition to member dues, please indicate your preference for the following potential sources of additional income: [Registration fees from specialized workshops / seminars (this could be in collaboration with allied organizations such as ASIST)]

Answer	Count	Percentage
Preferred (a)	10	23.26%
(b)	16	37.21%
(c)	6	13.95%
(d)	2	4.65%
(e)	3	6.98%
Not preferred (f)	3	6.98%
No answer	3	6.98%
Not displayed	0	0.00%

Field summary for Q6(4)

In addition to member dues, please indicate your preference for the following potential sources of additional income: [Registration fees from specialized workshops / seminars (this could be in collaboration with allied organizations such as ASIST)]

